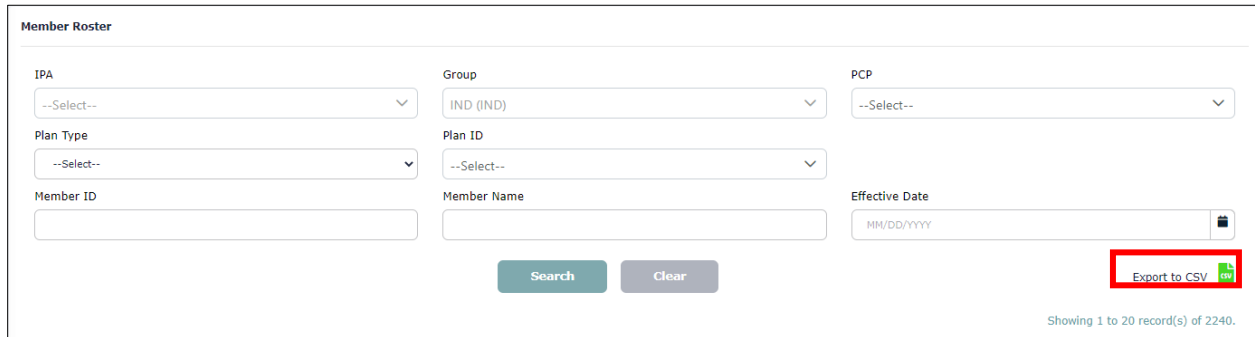




QUALITY PORTAL
Reporting Guide

Member Roster

On the 'Member Roster' page, click the 'Export to CSV' link. This will give you the option to save the file to a folder of your choice.



Member Roster

IPA: --Select--

Group: IND (IND)

PCP: --Select--

Plan Type: --Select--


Plan ID: --Select--

Member ID: [Text Input]

Member Name: [Text Input]

Effective Date: MM/DD/YYYY

Search Clear

Export to CSV 

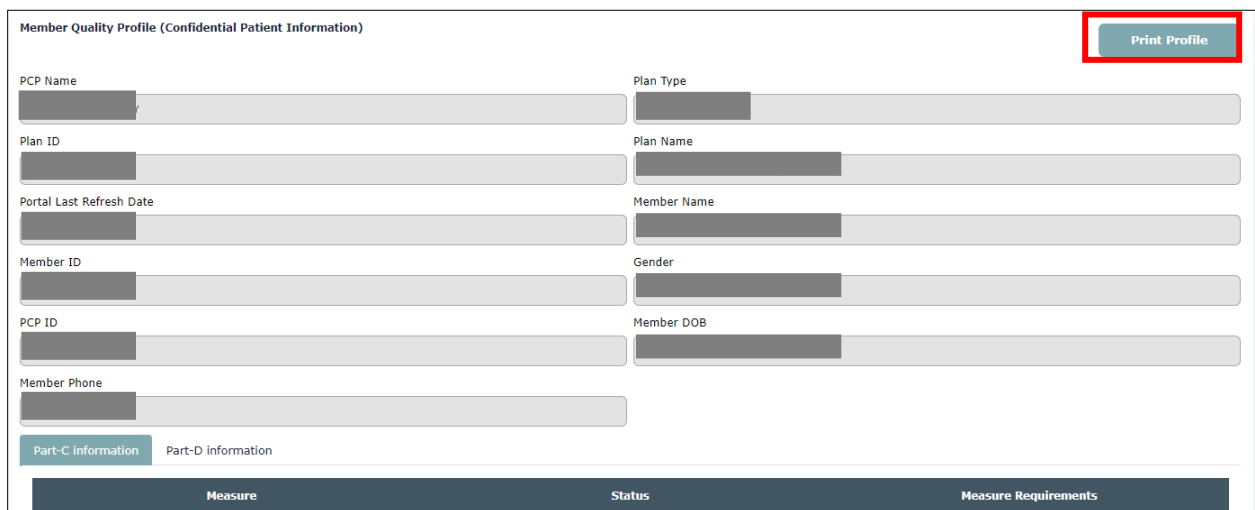
Showing 1 to 20 record(s) of 2240.

Member Profile

In the 'Member Roster' page, click on any member's member ID to open the member profile. Use the 'Print' button in the top right-hand corner of the page. This will give you the option to either save a PDF copy of the member profile or print it.

**** Please be careful when printing any PHI or PII. ****

**** This information should be stored in a secure place per HIPAA compliance practices. ****



Member Quality Profile (Confidential Patient Information)

Print Profile

PCP Name: [Redacted]

Plan Type: [Redacted]

Plan ID: [Redacted]

Plan Name: [Redacted]

Portal Last Refresh Date: [Redacted]

Member Name: [Redacted]

Member ID: [Redacted]

Gender: [Redacted]

PCP ID: [Redacted]

Member DOB: [Redacted]

Member Phone: [Redacted]

Part-C information Part-D information

Measure Status Measure Requirements

Part C Score Card

On the Part C Score Card page, use the 'Print' button in the top right-hand corner of the page. This will give you the option to either save a PDF copy of the scorecard or print it.

IPA: --Select--
Group: [Redacted]
PCP: --Select--

Part C Part D

Global Health Star Scorecard: 05/02/2022
Plan: Generations Medicare
Admin Measures Date: 05/02/2022
Hybrid Measures Date: 05/02/2022

Part C Measure	Number Of Eligible Members	Number of Compliant Members	Percent of Compliant Members	Current STAR Score	# Members Needed to Reach STAR					OPEN MEMBERS	% Needed to Reach Star				
					1 STAR	2 STAR	3 STAR	4 STAR	5 STAR		1 STAR	2 STAR	3 STAR	4 STAR	5 STAR

Part D Score Card

On the Part D Score Card page, use the 'Print' button in the top right-hand corner of the page. This will give you the option to either save a PDF copy of the scorecard or print it.

IPA: --Select--
Group: [Redacted]
PCP: --Select--

Part C Part D

Part D Measure	Number Of Eligible Members	% Adherence	Current Star Score	% Needed to Reach STAR				
				1 STAR	2 STAR	3 STAR	4 STAR	5 STAR

Non-Compliant Part C Members

On the Measures Required page, click the 'Export to CSV' link. This will give you the option to save the file to a folder of your choice.

Member Measures Portal Last Refresh Date: 12/31/2021

IPA: --Select--
Group: [Redacted]
PCP: --Select--

Member ID: [Input Field]
Member Name: [Input Field]

Measure: --Select--
Buckets: --Select--

Search Clear

Export to CSV

Non-Compliant Part D Members (by Medication Adherence Class)

On the Dashboard, click the blue hyperlink for the number of remaining members by drug class.

PART D MEASURES				
Measure Name	Star Score	Completed		Remaining
DIAB	5	165	95.38%	8
RAS	5	158	95.18%	8
STATIN	5	137	95.14%	2
SUPD	1	137	75.69%	44

This will take you to a list of members that are non-compliant for that drug class.

DASHBOARD > PART D MEMBER MEASURE Portal Last Refresh Date: 12/31/2021


PartD Member Measure

IPA: --Select-- Group: [Redacted] PCP: --Select--

Member ID: [Text Box] Member Name: [Text Box]

Measure Type: Part D Measure: DIAB (DIAB) Status: Open

[Search](#) [Clear](#)

[Export to CSV](#) 

Showing 1 to 8 record(s) of 8.

On this next page, click the 'Export to CSV' link. This will give you the option to save the file to a folder of your choice.

Days After Missed Refills

On the Days After Missed Refills page, click the 'Export to CSV' link. This will give you the option to save the file to a folder of your choice.


Member Missed Refills Portal Last Refresh Date: 12/31/2021

IPA: --Select-- Group: [Redacted] PCP: --Select--

Measure Name: All Operator: --Select-- Days Missed: 0-0

Member ID: [Text Box] Member Name: [Text Box]

[Search](#) [Clear](#)

[Export to CSV](#) 

Notes about Exporting:

All files that export will be a comma-delimited file (.CSV). Data will look like this:

	A	B	C	D	E	F	G	H	I
1	Member ID,Member Name,DOB,Member Phone #,Measure Name,Status								
2									

To convert to a format that is easier to read, follow the steps below:

Text to Columns

1. Highlight the column that contains your list.
2. Go to **Data > Text to Columns**.
3. Choose **Delimited**. Click **Next**.
4. Choose **Comma**. Click **Next**.
5. Choose **General** or **Text**, whichever you prefer.
6. Leave **Destination** as is, or choose another column. Click **Finish**.

GlobalHealth recommends using a Text format for the Member ID (so that it does not drop any zeros for members whose Member ID starts with the number 0).